



#### SPECIFICATION

#### CONNECTIONS

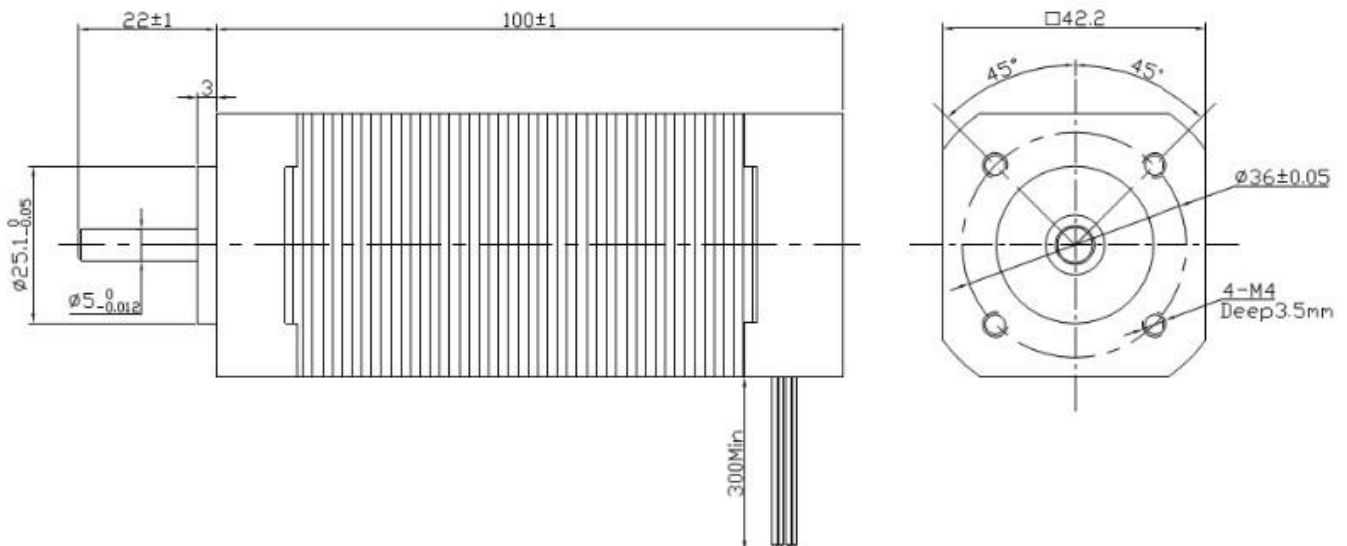
Specification	Rating
Number of Poles	8
Number of Phases	3
Rated Voltage (VDC)	24
Rated Speed (RPM)	4000
Rated Torque (Nm)	0.0625
Max Peak Torque	0.19
Torque Constant (Nm/A)	0.036
Line to Line Resistance ( $\Omega$ )	0.18
Line to Line Inductance (mH)	2.6
Max Peak Current (A)	5.4
Rotor Inertia (g-cm <sup>2</sup> )	24
Weight (g)	300
Hall Effect Angle ( $^{\circ}$ )	120

Lead Colour	Function
Red	VCC HALL SENSOR +5 TO 24VDC
Blue	HALL A
Green	HALL B
White	HALL C
Black	GND HALL SENSOR
Yellow	PHASE U
Red	PHASE V
Black	PHASE W

#### RECOMMENDED CONTROLLERS

Controller	Notes
ZDBL15	Sensorless Operation
ZDBL20DC	Full control, including 4 quadrant operation.
ZDBL20DC-E	Standard sensored operation.

#### DIMENSIONS





#### SPEZIFIKATION

#### VERBINDUNGEN

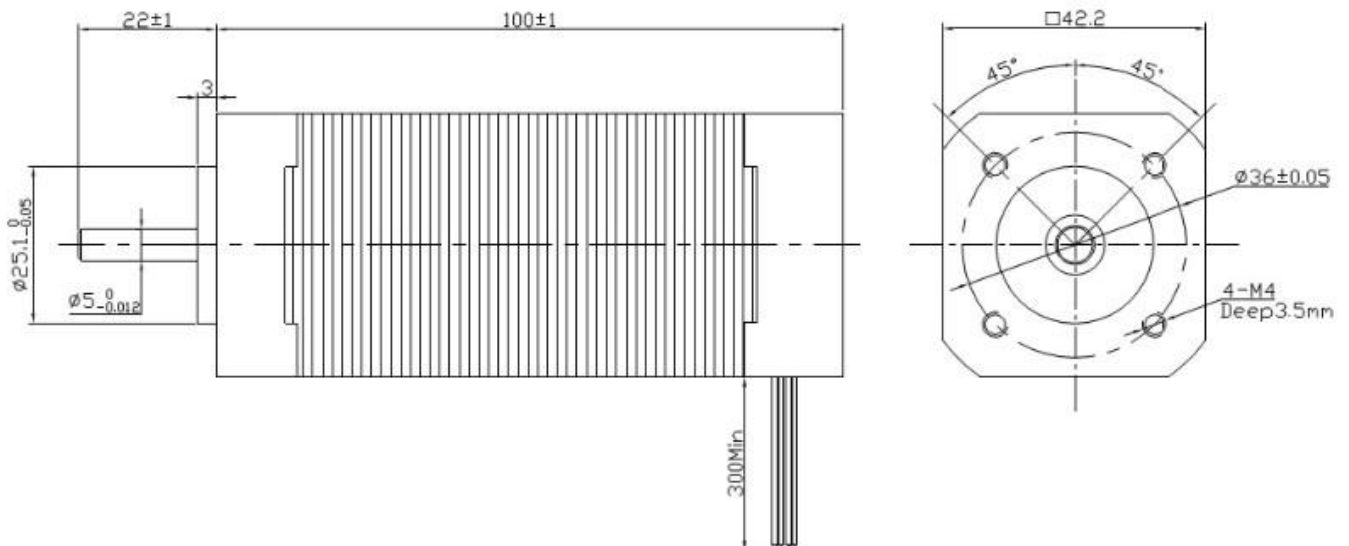
Spezifikation	Bewertung
Anzahl der pole	8
Anzahl der Phasen	3
Nennspannung (VDC)	24
Nenngeschwindigkeit (RPM)	4000
Nenn Drehmoment (Nm)	0.0625
Max. Spitzenmoment	0.19
Drehmomentkonstante (Nm/A)	0.036
Linie zu Linie Widerstand ( $\Omega$ )	0.18
Line-to-Line-Induktivität (mH)	2.6
Max. Spitzenstrom(A)	5.4
Rotorträgheit (g-cm <sup>2</sup> )	24
Gewicht (g)	300
Hall-Effekt-Winkel (°)	120


Bleifarbe	Funktion
Rot	VCC HALL SENSOR +5 TO 24VDC
Blau	HALL A
Grün	HALL B
Weiß	HALL C
Blau	GND HALL SENSOR
Gelb	PHASE U
Rot	PHASE V
Schwarz	PHASE W

#### EMPFOHLENE CONTROLLER

Regler	Anmerkungen
ZDBL15	Sensorloser Betrieb
ZDBL20DC	Volle Kontrolle, einschließlich 4
ZDBL20DC-E	Standard-Sensorbetrieb.

#### MASSE





SPÉCIFICATION

LES LIAISONS

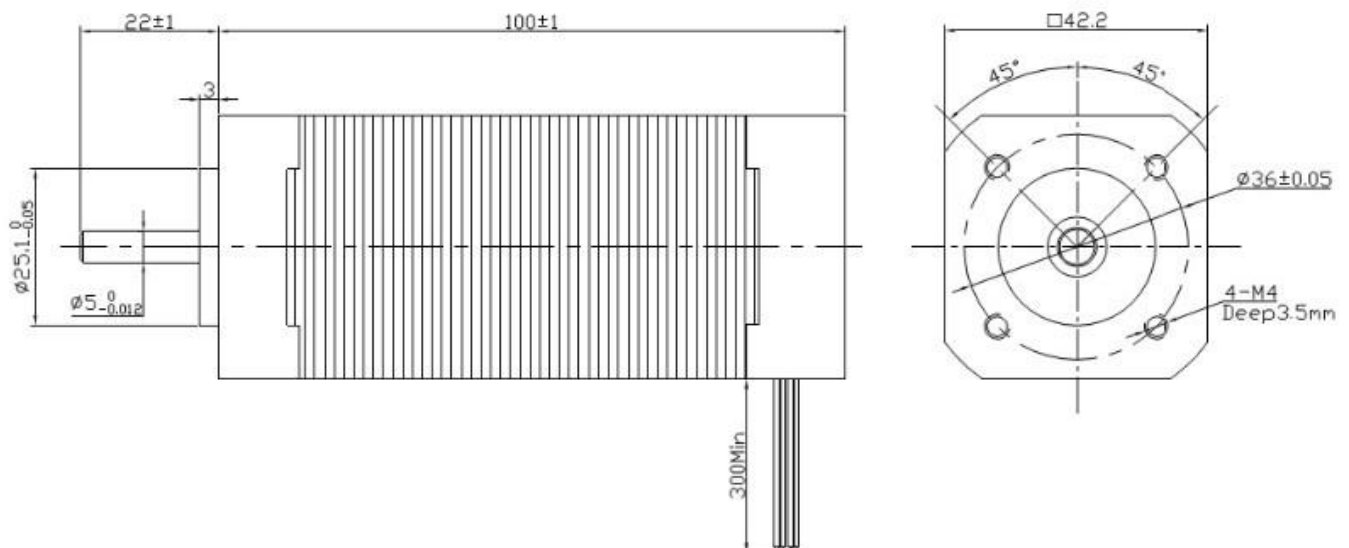
Spécification	Évaluation
Nombre de pôles	8
Nombre de phases	3
Tension nominale (VDC)	24
Vitesse évaluée (RPM)	4000
Couple évalué (Nm)	0.0625
Max Peak Couple	0.19
Couple constant (Nm/A)	0.036
Résistance de ligne à ligne ( $\Omega$ )	0.18
Inductance ligne à ligne (mH)	2.6
Max Peak Current (A)	5.4
Inertie du rotor (g-cm <sup>2</sup> )	24
Poids (g)	300
Angle d'effet Hall (°)	120


Couleur de plomb	Fonction
Rouge	VCC HALL SENSOR +5 TO 24VDC
Bleu	HALL A
Vert	HALL B
Blanc	HALL C
Noir	GND HALL SENSOR
Jaune	PHASE U
Rouge	PHASE V
Noir	PHASE W

CONTRÔLEURS RECOMMANDÉS

Manette	Remarques
ZDBL15	Fonctionnement sans capteur
ZDBL20DC	Contrôle total, y compris le
ZDBL20DC-E	Opération sensorielle standard.

DIMENSIONS





#### ESPECIFICACIÓN

#### CONEXIONES

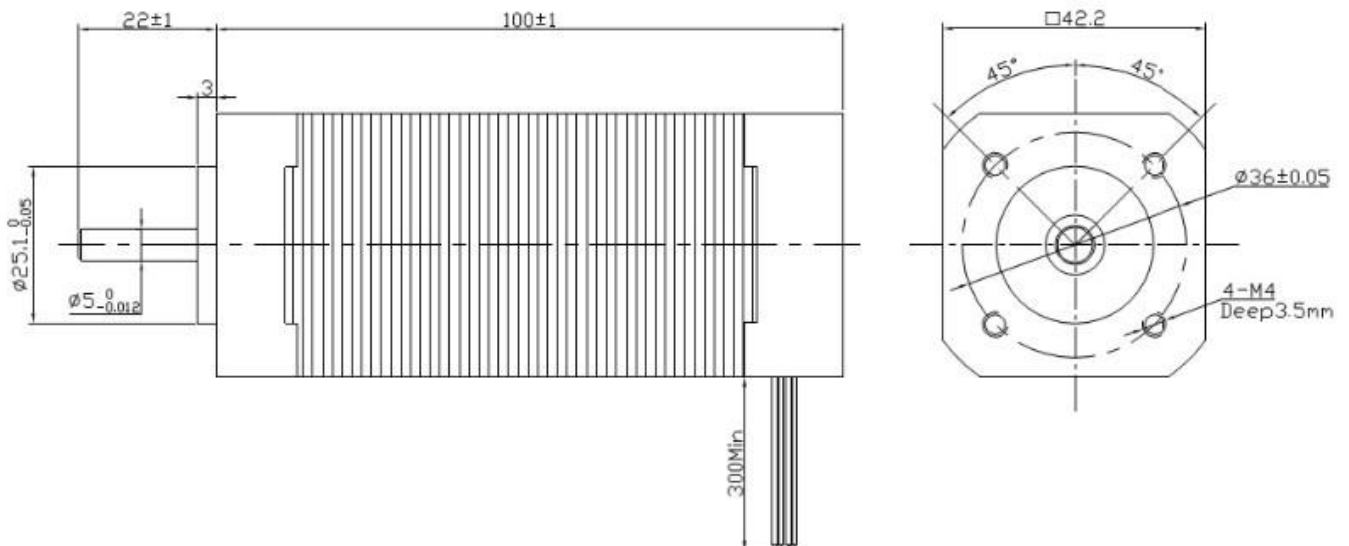
Especificación	Clasificación
Número de polos	8
Numero de fases	3
Voltaje nominal (VDC)	24
Velocidad nominal (RPM)	4000
Par nominal (Nm)	0.0625
Max Peak Torque	0.19
Torque constant (Nm/A)	0.036
Resistencia de línea a línea ( $\Omega$ )	0.18
Inductancia de línea a línea (mH)	2.6
Máx. Corriente máxima (A)	5.4
Inercia del rotor (g-cm <sup>2</sup> )	24
Peso (g)	300
Ángulo de efecto Hall (°)	120


Color de plomo	Función
Rojo	VCC HALL SENSOR +5 TO 24VDC
Azul	HALL A
Verde	HALL B
Blanco	HALL C
Negro	GND HALL SENSOR
Amarillo	PHASE U
Rojo	PHASE V
Negro	PHASE W

#### CONTROLADORES RECOMENDADOS

Controlador	Notas
ZDBL15	Operación sin sensor
ZDBL20DC	Control total, incluida la
ZDBL20DC-E	Operación sensored estándar

#### DIMENSIONES





SPECIFICHE

COLLEGAMENTI

Specificazione	Valutazione
Numero di poli	8
Numero di fasi	3
Tensione nominale (VDC)	24
Velocità nominale (RPM)	4000
Coppia nominale (Nm)	0.0625
Max Peak Torque	0.19
Coppia costante (Nm/A)	0.036
Resistenza da linea a linea ( $\Omega$ )	0.18
Induttanza da linea a linea (mH)	2.6
Max Peak Current (A)	5.4
Rotore Inertia (g-cm <sup>2</sup> )	24
Peso (g)	300
Angolo dell'effetto Hall ( $^{\circ}$ )	120

Colore di piombo	Funzione
Rosso	VCC HALL SENSOR +5 TO 24VDC
Blu	HALL A
Verde	HALL B
Bianca	HALL C
Nero	GND HALL SENSOR
Giallo	PHASE U
Rosso	PHASE V
Nero	PHASE W

CONTROLLORI RACCOMANDATI

Controllore	Gli appunti
ZDBL15	Funzionamento senza sensori
ZDBL20DC	Controllo completo, incluso il funzionamento a 4 quadranti.
ZDBL20DC-E	Funzionamento sensoriale standard.

DIMENSIONI

