



SPECIFICATION

CONNECTIONS

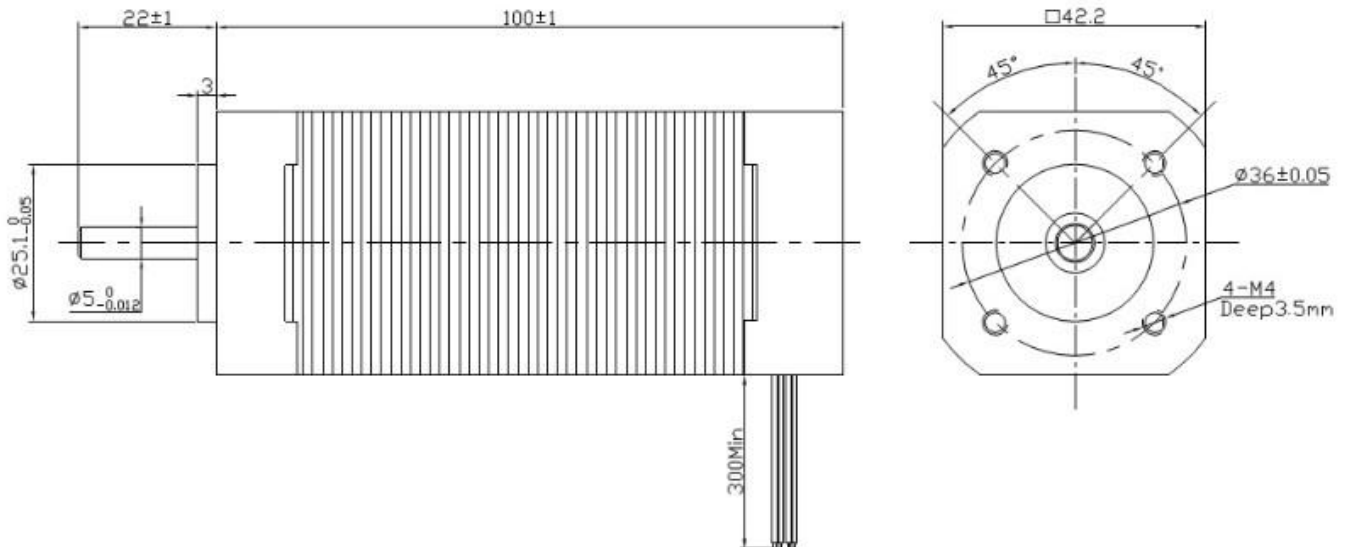
Specification	Rating
Number of Poles	8
Number of Phases	3
Rated Voltage (VDC)	24
Rated Speed (RPM)	4000
Rated Torque (Nm)	0.185
Max Peak Torque	0.56
Torque Constant (Nm/A)	0.036
Line to Line Resistance (Ω)	0.55
Line to Line Inductance (mH)	0.8
Max Peak Current (A)	15.5
Rotor Inertia (g-cm ²)	72
Weight (g)	650
Hall Effect Angle ($^{\circ}$)	120


Lead Colour	Function
Red	VCC HALL SENSOR +5 TO 24VDC
Blue	HALL A
Green	HALL B
White	HALL C
Black	GND HALL SENSOR
Yellow	PHASE U
Red	PHASE V
Black	PHASE W

RECOMMENDED CONTROLLERS

Controller	Notes
ZDBL15	Sensorless Operation
ZDBL20DC	Full control, including 4 quadrant operation.
ZDBL20DC-E	Standard sensored operation.

DIMENSIONS





SPEZIFIKATION

VERBINDUNGEN

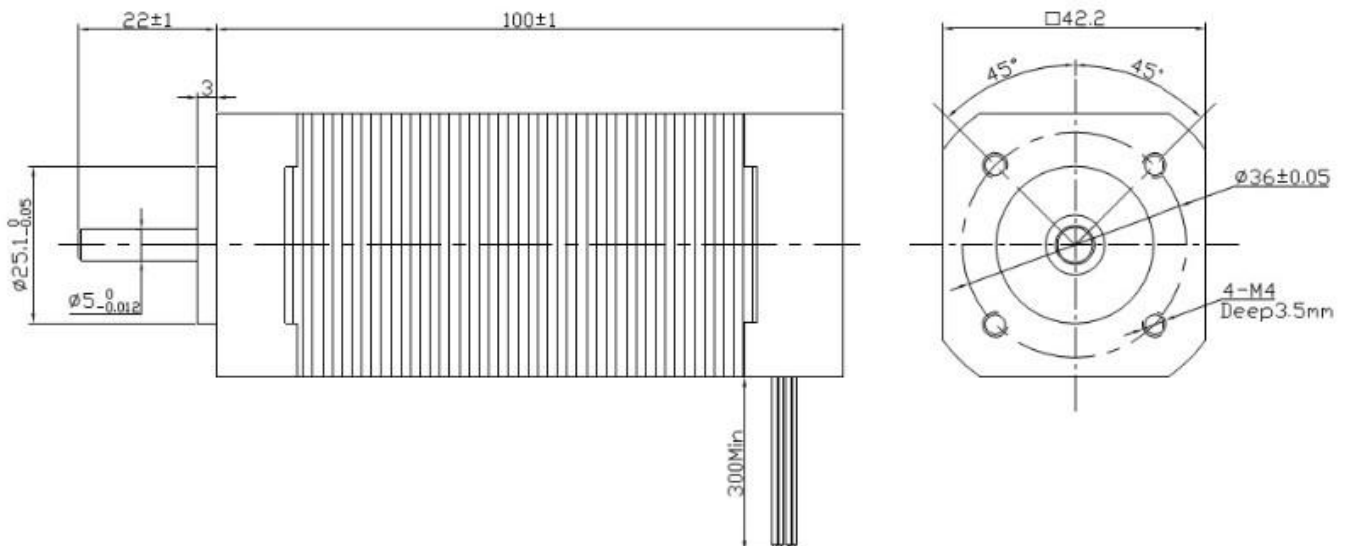
Spezifikation	Bewertung
Anzahl der pole	8
Anzahl der Phasen	3
Nennspannung (VDC)	24
Nenngeschwindigkeit (RPM)	4000
Nenn Drehmoment (Nm)	0.185
Max. Spitzenmoment	0.56
Drehmomentkonstante (Nm/A)	0.036
Linie zu Linie Widerstand (Ω)	0.55
Line-to-Line-Induktivität (mH)	0.8
Max. Spitzenstrom(A)	15.5
Rotorträgheit (g-cm ²)	72
Gewicht (g)	650
Hall-Effekt-Winkel (°)	120


Bleifarbe	Funktion
Rot	VCC HALL SENSOR +5 TO 24VDC
Blau	HALL A
Grün	HALL B
Weiß	HALL C
Blau	GND HALL SENSOR
Gelb	PHASE U
Rot	PHASE V
Schwarz	PHASE W

EMPFOHLENE CONTROLLER

Regler	Anmerkungen
ZDBL15	Sensorloser Betrieb
ZDBL20DC	Volle Kontrolle, einschließlich 4
ZDBL20DC-E	Standard-Sensorbetrieb.

MASSE





SPÉCIFICATION

LES LIAISONS

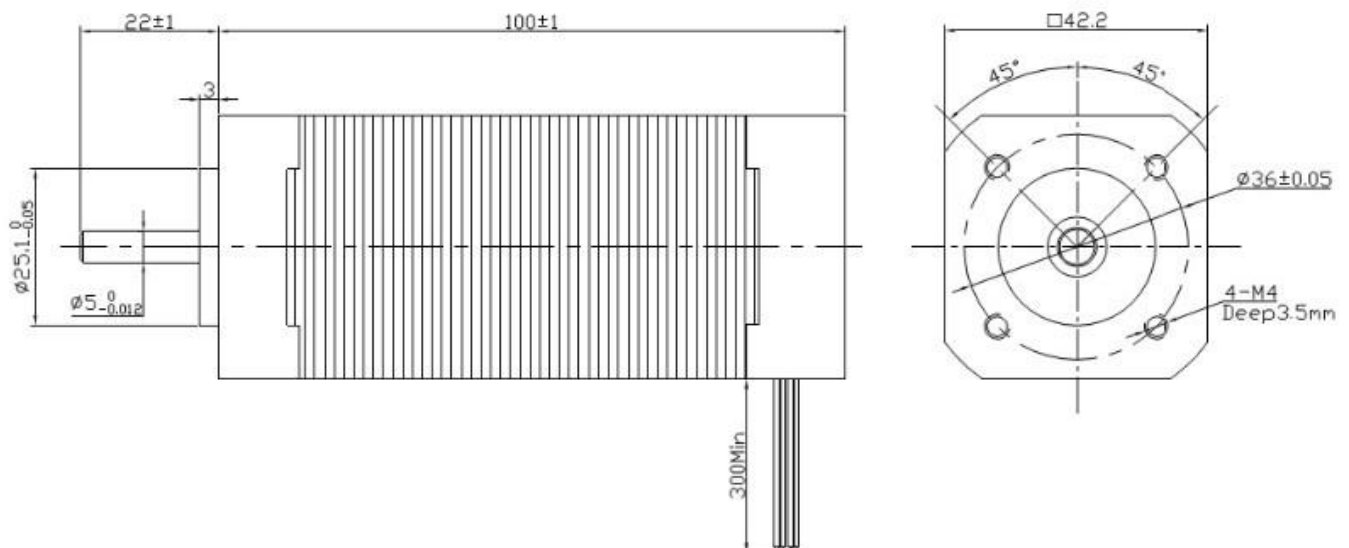
Spécification	Évaluation
Nombre de pôles	8
Nombre de phases	3
Tension nominale (VDC)	24
Vitesse évaluée (RPM)	4000
Couple évalué (Nm)	0.185
Max Peak Couple	0.56
Couple constant (Nm/A)	0.036
Résistance de ligne à ligne (Ω)	0.55
Inductance ligne à ligne (mH)	0.8
Max Peak Current (A)	15.5
Inertie du rotor (g-cm ²)	72
Poids (g)	650
Angle d'effet Hall (°)	120

Couleur de plomb	Fonction
Rouge	VCC HALL SENSOR +5 TO 24VDC
Bleu	HALL A
Vert	HALL B
Blanc	HALL C
Noir	GND HALL SENSOR
Jaune	PHASE U
Rouge	PHASE V
Noir	PHASE W

CONTRÔLEURS RECOMMANDÉS

Manette	Remarques
ZDBL15	Fonctionnement sans capteur
ZDBL20DC	Contrôle total, y compris le
ZDBL20DC-E	Opération sensorielle standard.

DIMENSIONS





ESPECIFICACIÓN

CONEXIONES

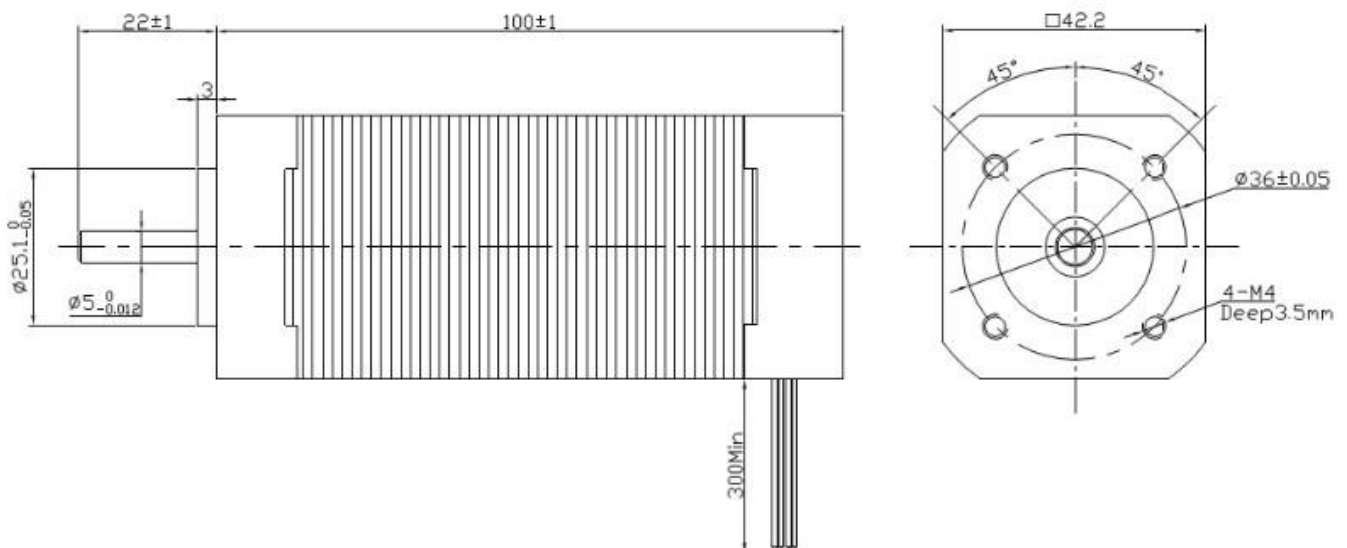
Especificación	Clasificación
Número de polos	8
Numero de fases	3
Voltaje nominal (VDC)	24
Velocidad nominal (RPM)	4000
Par nominal (Nm)	0.185
Max Peak Torque	0.56
Torque constant (Nm/A)	0.036
Resistencia de línea a línea (Ω)	0.55
Inductancia de línea a línea (mH)	0.8
Máx. Corriente máxima (A)	15.5
Inercia del rotor (g-cm ²)	72
Peso (g)	650
Ángulo de efecto Hall (°)	120

Color de plomo	Función
Rojo	VCC HALL SENSOR +5 TO 24VDC
Azul	HALL A
Verde	HALL B
Blanco	HALL C
Negro	GND HALL SENSOR
Amarillo	PHASE U
Rojo	PHASE V
Negro	PHASE W

CONTROLADORES RECOMENDADOS

Controlador	Notas
ZDBL15	Operación sin sensor
ZDBL20DC	Control total, incluida la
ZDBL20DC-E	Operación sensored estándar

DIMENSIONES





SPECIFICHE

COLLEGAMENTI

Specificazione	Valutazione
Numero di poli	8
Numero di fasi	3
Tensione nominale (VDC)	24
Velocità nominale (RPM)	4000
Coppia nominale (Nm)	0.185
Max Peak Torque	0.56
Coppia costante (Nm/A)	0.036
Resistenza da linea a linea (Ω)	0.55
Induttanza da linea a linea (mH)	0.8
Max Peak Current (A)	15.5
Rotore Inertia (g-cm ²)	72
Peso (g)	650
Angolo dell'effetto Hall (°)	120

Colore di piombo	Funzione
Rosso	VCC HALL SENSOR +5 TO 24VDC
Blu	HALL A
Verde	HALL B
Bianca	HALL C
Nero	GND HALL SENSOR
Giallo	PHASE U
Rosso	PHASE V
Nero	PHASE W

CONTROLLORI RACCOMANDATI

Controllore	Gli appunti
ZDBL15	Funzionamento senza sensori
ZDBL20DC	Controllo completo, incluso il funzionamento a 4 quadranti.
ZDBL20DC-E	Funzionamento sensoriale standard.

DIMENSIONI

